



**Residential Rates
July 1, 2017**

Electricity

**TOU Rates
July 1, 2017**

	off-peak	\$	0.0650
	mid-peak	\$	0.0950
	on-peak	\$	0.1320

OR

RPP

**First 600 kWh \$ 0.0770

**Balance of kWh \$ 0.0900

OR

**Retailer Contract (signed after Dec 9, 2002) fixed rate

Global Adjustment Modifier per kWh (eligible customers who do not pay RPP) -\$ 0.0329

Delivery

Fixed Distribution Charge (monthly) \$ 14.2800

Distribution Volumetric Charge per kWh (NON-RPP) or \$ 0.0128

Distribution Volumetric Charge per kWh (RPP) \$ 0.0115

**Network Service Rate per kWh \$ 0.0074

**Line and Transformation Connection Service Rate per kWh \$ 0.0062


Smart Metering Entity (monthly) \$ 0.7900

Regulatory Charges

Standard Supply Service Administrative Charge (monthly) \$ 0.2500

**Wholesale Market Services Rate per kWh \$ 0.0039

**The electricity consumed is multiplied by an Adjustment Factor of 1.0486



**General Service Less than 50 kW Rates
July 1, 2017**

Electricity

TOU Rates

July 1, 2017

off-peak	\$	0.0650
mid-peak	\$	0.0950
on-peak	\$	0.1320

OR

RPP

**First 750 kWh \$ 0.0770

**Balance of kWh \$ 0.0900

OR

**Retailer Contract (signed after Dec 9, 2002) fixed rate

Global Adjustment Modifier (eligible customers who do not pay RPP) -\$ 0.0329

Delivery

Fixed Distribution Charge (monthly) \$ 16.24

Distribution Volumetric Charge per kWh (NON-RPP) or \$ 0.0181

Distribution Volumetric Charge per kWh (RPP) \$ 0.0168

**Network Service Rate per kWh \$ 0.0069

**Line and Transformation Connection Service Rate per kWh \$ 0.0057

Smart Metering Entity (monthly) \$ 0.7900

Regulatory Charges

Standard Supply Service Administrative Charge (monthly) \$ 0.25

**Wholesale Market Services Rate per kWh \$ 0.0039

Debt Retirement Charge

Debt Retirement Charge per kWh

\$

0.0070

**The electricity consumed is multiplied by an Adjustment Factor of 1.0486



**General Service Greater than 50 kW
Less than 200 kW (Non-Interval Metered)
July 1, 2017**

Electricity

**TOU Rates
July 1, 2017**

off-peak	\$	0.0650
mid-peak	\$	0.0950
on-peak	\$	0.1320

OR

RPP

**First 750 kWh \$ 0.0770

**Balance of kWh \$ 0.0900

OR

**Wholesale Average Price weighted average price

OR

**Retailer Contract (signed after Dec 9, 2002) fixed rate

Delivery

Fixed Distribution Charge (monthly) \$ 53.3300

Distribution Volumetric Charge per kWh (NON-RPP) or \$ 5.3740

Distribution Volumetric Charge per kWh (RPP) \$ 4.8470

Network Service Rate per kW \$ 2.4961

Line and Transformation Connection Service Rate per kW \$ 2.0069

Regulatory Charges

Standard Supply Service Administrative Charge (monthly) \$ 0.2500

**Wholesale Market Services Rate per kWh \$ 0.0039

Debt Retirement Charge

Debt Retirement Charge per kWh

\$

0.0070

**The electricity consumed is multiplied by an Adjustment Factor of 1.0486



**General Service Greater than 50 kW
Less than 200 kW (Interval Metered)
July 1, 2017**

Electricity

**TOU Rates
July 1, 2017**

off-peak	\$	0.0650
mid-peak	\$	0.0950
on-peak	\$	0.1320

OR

RPP

**First 750 kWh \$ 0.0770

**Balance of kWh \$ 0.0900

OR

**Hourly Ontario Energy Price hourly price

OR

**Retailer Contract (signed after Dec 9, 2002) fixed rate

Delivery

Fixed Distribution Charge (monthly) \$ 53.3300

Distribution Volumetric Charge per kWh (NON-RPP) or \$ 5.3740

Distribution Volumetric Charge per kWh (RPP) \$ 4.8470

Network Service Rate per kW \$ 3.1993

Line and Transformation Connection Service Rate per kW \$ 2.5494

Regulatory Charges

Standard Supply Service Administrative Charge (monthly) \$ 0.2500


**Wholesale Market Services Rate per kWh \$ 0.0039

Debt Retirement Charge

Debt Retirement Charge per kWh

\$ 0.0070

**The electricity consumed is multiplied by an Adjustment Factor of 1.0486



**General Service Greater than 200 kW
Less than 1000 kW (Non-Interval Metered)
July 1, 2017**

Electricity

**TOU Rates
July 1, 2017**

	off-peak	\$	0.0650
	mid-peak	\$	0.0950
	on-peak	\$	0.1320

OR

RPP

**First 750 kWh \$ 0.0770

**Balance of kWh \$ 0.0900

OR

**Wholesale Average Price weighted average price

OR

**Retailer Contract (signed after Dec 9, 2002) fixed rate

Delivery

Fixed Distribution Charge (monthly) \$ 53.3300

Distribution Volumetric Charge per kWh (NON-RPP) or \$ 5.3740

Distribution Volumetric Charge per kWh (RPP) \$ 4.8470

Network Service Rate per kW \$ 2.4961

Line and Transformation Connection Service Rate per kW \$ 2.0069

Regulatory Charges

Standard Supply Service Administrative Charge (monthly) \$ 0.2500

**Wholesale Market Services Rate per kWh \$ 0.0039

Debt Retirement Charge

Debt Retirement Charge per kWh

\$

0.0070

**The electricity consumed is multiplied by an Adjustment Factor of 1.0486



**General Service Greater than 200 kW
Less than 1000 kW (Interval Metered)
July 1, 2017**

Electricity

**TOU Rates
July 1, 2017**

off-peak	\$	0.0650
mid-peak	\$	0.0950
on-peak	\$	0.1320

OR

RPP

**First 750 kWh \$ 0.0770

**Balance of kWh \$ 0.0900

OR

**Hourly Ontario Energy Price hourly price

OR

**Retailer Contract (signed after Dec 9, 2002) fixed rate

Delivery

Fixed Distribution Charge (monthly) \$ 53.3300

Distribution Volumetric Charge per KWh (NON-RPP) or \$ 5.3740

Distribution Volumetric Charge per KWh (RPP) \$ 4.8470

Network Service Rate per kW \$ 3.1993

Line and Transformation Connection Service Rate per kW \$ 2.5494

Regulatory Charges

Standard Supply Service Administrative Charge (monthly) \$ 0.2500


**Wholesale Market Services Rate per kWh \$ 0.0039

Debt Retirement Charge

Debt Retirement Charge per kWh

\$ 0.0070

**The electricity consumed is multiplied by an Adjustment Factor of 1.0486



**General Service Greater than 1000 kW
Less than 5000 kW (Interval Metered)
July 1, 2017**

Electricity	TOU Rates July 1, 2017	
	off-peak	\$ 0.0650
	mid-peak	\$ 0.0950
	on-peak	\$ 0.1320
OR		
RPP		
**First 750 kWh	\$	0.0770
**Balance of kWh	\$	0.0900
OR		
**Hourly Ontario Energy Price		hourly price
OR		
**Retailer Contract (signed after Dec 9, 2002)		fixed rate
 Delivery		
Fixed Distribution Charge (monthly)	\$	1,120.740
Distribution Volumetric Charge per KWh (NON-RPP) or	\$	3.3496
Distribution Volumetric Charge per KWh (RPP)	\$	2.7413
Network Service Rate per kW	\$	3.1993
Line and Transformation Connection Service Rate per kW	\$	2.5494
 Regulatory Charges		
Standard Supply Service Administrative Charge (monthly)	\$	0.2500
**Wholesale Market Services Rate per kWh for Class B customers	\$	0.0039
or		
**Wholesale Market Services Rate per kWh for Class A customers	\$	0.0035
 Debt Retirement Charge		

Debt Retirement Charge per kWh

\$

0.0070

**The electricity consumed is multiplied by an Adjustment Factor of 1.0486

[



**General Service Greater than 5000 kW
(Interval Metered)
July 1, 2017**

Electricity

**Hourly Ontario Energy Price
OR
**Retailer Contract

Rate

hourly price
fixed rate

Delivery

Fixed Distribution Charge (monthly)	\$ 8,527.9800
Distribution Volumetric Charge per kW	\$ 2.4076
Network Service Rate per kW	\$ 3.4089
Line and Transformation Connection Service Rate per kW	\$ 2.7817


Regulatory Charges

Standard Supply Service Administrative Charge (monthly)	\$ 0.2500
**Wholesale Market Services Rate per kWh for Class B customers	\$ 0.0039
or	
**Wholesale Market Services Rate per kWh for Class A customers	\$ 0.0035

Debt Retirement Charge

Debt Retirement Charge per kWh	\$ 0.0070
--------------------------------	-----------


**The electricity consumed is multiplied by an Adjustment Factor of 1.0145



**Unmetered Scattered Load
July 1, 2017**

Electricity	Rate
Standard Service Supply	
**First 750 kWh	\$ 0.0770
**Balance of kWh	\$ 0.0900
OR	
**Retailer Contract (signed after Dec 9, 2002)	fixed rate
Delivery	
Fixed Distribution Charge per connection	\$ 4.4500
Distribution Volumetric Charge per kWh (NON-RPP) or	\$ 0.0202
Distribution Volumetric Charge per kWh (RPP)	\$ 0.0189
**Network Service Rate per kWh	\$ 0.0069
**Line and Transformation Connection Service Rate per kWh	\$ 0.0057
Regulatory Charges	
Standard Supply Service Administrative Charge (monthly)	\$ 0.2500
**Wholesale Market Services Rate per kWh	\$ 0.0039
Debt Retirement Charge	
Debt Retirement Charge per kWh	\$ 0.0070

**The electricity consumed is multiplied by an Adjustment Factor of 1.0486




**Sentinel Lighting Rates
Flat Rate Connection
July 1, 2017**

Monthly charges for cost of power are based on the "Cost of Power" billed for the Flat Rate kWh consumption level determined on the wattage size of the lights

Electricity	Rate
Standard Service Supply (designated customers)	
**First 750 kWh	\$ 0.0770
**Balance of kWh	\$ 0.0900
OR	
**Retailer Contract	fixed rate
 Delivery	
Fixed Distribution Charge (monthly per connection)	\$ 5.3700
Distribution Volumetric Charge per kW	\$ 7.9088
Network Service Rate per kW	\$ 1.7217
Line and Transformation Connection Service Rate per kW	\$ 2.3559
 Regulatory Charges	
Standard Supply Service Administrative Charge (monthly)	\$ 0.2500
**Wholesale Market Services Rate per kWh	\$ 0.0039
 Debt Retirement Charge	
Debt Retirement Charge per kWh	\$ 0.0070

**The electricity consumed is multiplied by an Adjustment Factor of 1.0486



**Street Lighting Rates
Flat Rate Connection
July 1, 2017**


Monthly charges for cost of power are based on the "Cost of Power" billed for the Flat Rate kWh consumption level determined on the wattage size of the lights

*****Street Lighting contract with the city ceased Jan 1, 2010*****

Electricity	Rate
**Wholesale Average Price	weighted aver
OR	
**Retailer Contract	fixed rate
 Delivery	
Fixed Distribution Charge per light (per connection)	\$ 1.9200
Distribution Volumetric Charge per KWh (NON-RPP) or	\$ 30.3975
Distribution Volumetric Charge per KWh (RPP)	\$ 29.9154
Network Service Rate per kW	\$ 1.6925
Line and Transformation Connection Service Rate per KW	\$ 2.3160
 Regulatory Charges	
Standard Supply Service Administrative Charge (per connection)	\$ 0.2500
**Wholesale Market Services Rate per kWh	\$ 0.0039
 Debt Retirement Charge	
Debt Retirement Charge per kWh	\$ 0.0070


**The electricity consumed is multiplied by an Adjustment Factor of 1.0486

weighted average price



**microFIT Generator
July 1, 2017**

Service Charge \$ 5.4000



FIT Generator
July 1, 2017

Service Charge \$ 16.2400



**Water Heater
Flat Rate Connections
July 1, 2017**

Monthly charges for cost of power are based on the "Cost of Power" billed for the Flat Rate kWh consumption level determined on the wattage size of the tank. All other charges are applied based on this consumption level. Rates are applied based on the customer's rate class.

Element size Watts
600
800
1000
1000/3000
1500
1500/4500
3000
3800
4000
4500
5000

*****Flat Rate Water Heaters are being metered by OPUCN effective Feb 2011*****

**Billing Based on
Flat Rate kWh per month**

233
289
348
367
518
551
551
698
774
827
1021



Specific Service Charges

July 1, 2017

	Rate	HST
Customer Administration		
Arrears Certificate	\$15.00	\$1.95
Easement Letter	\$15.00	\$1.95
Account History	\$15.00	\$1.95
Change of Occupancy (Account Setup)	\$30.00	\$3.90
Legal Letter charge	\$15.00	\$1.95
Credit Check Residential ***includes agency charge of \$4.95	\$19.95	\$2.59
Credit Check Commercial *** includes agency charge of \$53.08	\$68.08	\$8.85
Meter Dispute Charge plus Measurement Canada fees (if meter found to be correct)	\$30.00	\$3.90
Credit Reference Letter	\$15.00	\$1.95
Returned Cheque Charge ***includes bank charges of \$3.50 no HST	\$18.50	0
Special Meter Reads	\$30.00	\$3.90
Non-Payment of Account		
Late Payment - per month	1.50%	
Late Payment - per annum	19.56%	
Collection of account charge - no disconnection	\$30.00	\$3.90
Disconnect/Reconnect at meter during regular hours including Load Limiters	\$65.00	\$8.45
Disconnect/Reconnect at meter after regular hours including Load Limiters	\$185.00	\$24.05
Disconnect/Reconnect at pole during regular hours	\$185.00	\$24.05
Disconnect/Reconnect at pole after regular hours	\$415.00	\$53.95
Access to the Power Poles - per pole/year	\$22.35	\$2.91
Allowances		
Transformer Allowance for Ownership - per kW of billing demand/month	(\$0.60)	
Primary Metering Allowance for transformer losses - applied to measured demand and energy	-1%	
Loss Factors		
Total Loss Factor - Secondary Metered Customer <5000 kW	1.0486	
Total Loss Factor - Secondary Metered Customer >5000 kW	1.0145	
Total Loss Factor - Primary Metered Customer <5000kW	1.0440	
Total Loss Factor - Primary Metered Customer >5000kW	1.0045	

Total

\$16.95

\$16.95

\$16.95

\$33.90

\$16.95

\$22.54

\$76.93

\$33.90

\$16.95

\$18.50

\$33.90

1.50%

19.56%

\$33.90

\$73.45

\$209.05

\$209.05

\$468.95

\$25.26